

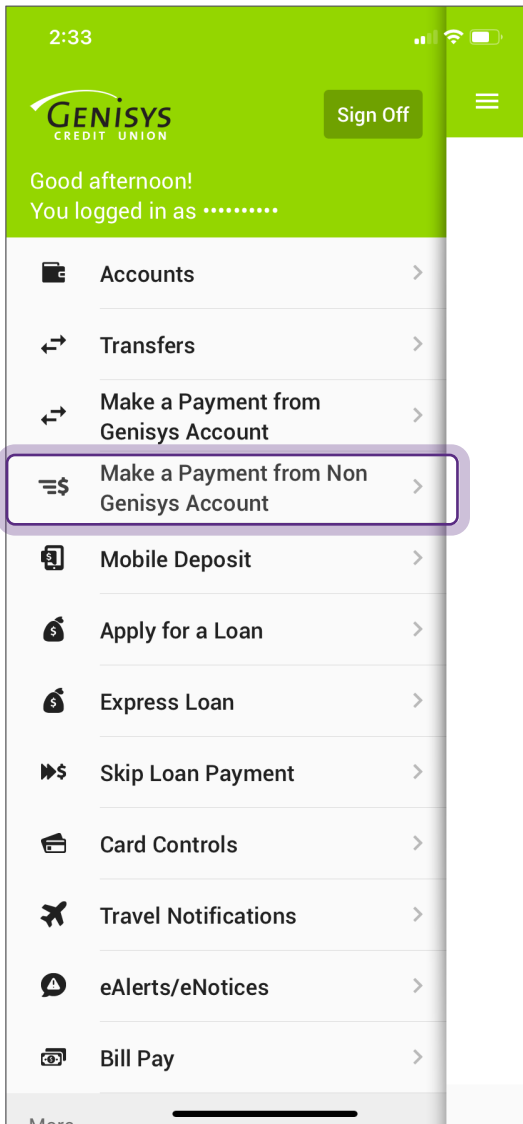
MAKE A PAYMENT FROM NON GENISYS ACCOUNT



Note: Payments can be made using a Visa, Discover, or Mastercard debit card, or a Discover or Mastercard credit card, issued to you by a financial institution other than Genisys Credit Union, or by eCheck, which uses the account and routing number for an account held in your name at another financial institution.

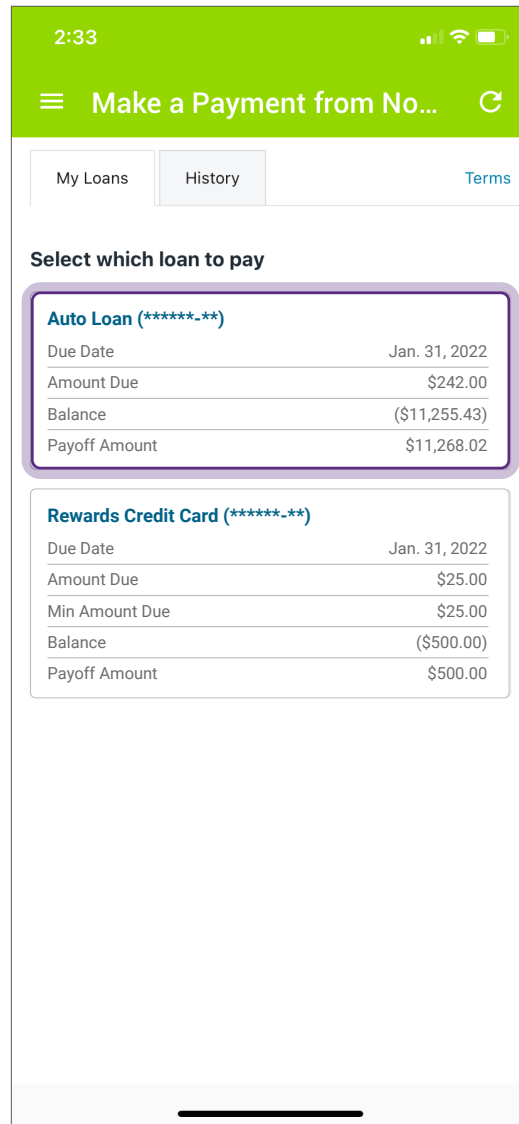
STEP 1: MAKE A PAYMENT FROM NON GENISYS ACCOUNT

Once you have logged into your Mobile Banking, from the main menu on the left side of the screen, click **Make a Payment from Non Genisys Account**.



STEP 2: SELECT YOUR LOAN

The My Loans tab will display all open loans on the account, simply **click on the loan you're wanting to pay**.



STEP 3a: ENTER PAYMENT INFORMATION

1. From the Make a Payment screen, you can **choose**:
 - **How you'd like to pay** (eCheck or Debit/Credit Card)
 - **When you'd like the payment to take place**
 - **The payment amount**
2. Click **Continue**.

2:33

Make a Payment from No...

Make a payment

← BACK

Auto Loan (*****-**)	
Due Date	Jan. 31, 2022
Amount Due	\$242.00
Balance	(\$11,255.43)
Payoff Amount	\$11,268.02

Payment Method

eCheck

Card

Payment Date

Jan. 15, 2022

Frequency

Repeat monthly until loan is paid off or recurring payment is cancelled.

Payment Options

Specific Amount

Payment Amount (minimum \$25)

\$ 242.00

STEP 3b: CHOOSE PAYMENT METHOD

If paying by **eCheck**, you'll be asked to enter the following information:

eCheck

Payments after 01:00 PM EST, which are scheduled for today, will be processed the next business day.

Routing Number [See Sample](#)

Confirm Routing Number

Bank Name

Account Type

Account Number [See Sample](#)

Confirm Account Number

Account Holder Name

If paying by **Debit/Credit Card**, you'll be asked to enter the following information:

New Card

First Name Last Name

Card Number

Expires On CVV

Show CVV

Street

Suite, Floor, #

City State Zip Code

Save card information to be used for future card payments

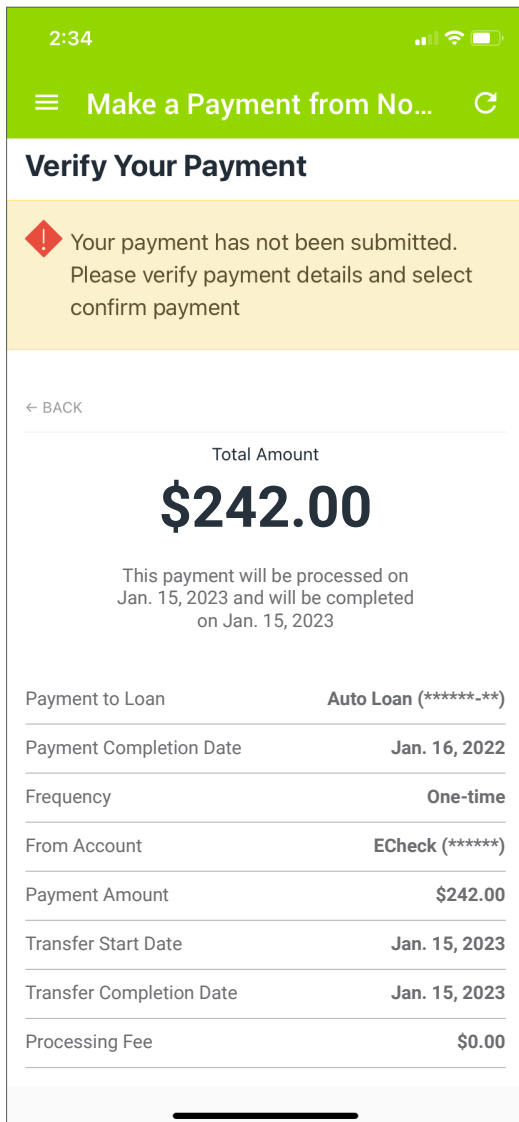
Once all the payment information has been entered, click **Continue**.

**STEP 4:
VERIFY YOUR PAYMENT**

The next screen will display an overview of the payment instructions.

1. If everything looks correct, you can click **Confirm Payment** to submit the payment.

A confirmation email will be sent to the email address associated with your account.



Fees associated with this process are listed below:

eCheck	
Payment Applied	Same Business day if received by 1pm ET
Amount	\$25 - \$2,500 per pmt.
Fee in Online Banking/Mobile	FREE

Card		
Payment Applied	Same Business day if received by 8pm ET	
Amount	\$25 - \$200	\$200.01 and up
Fee in Online Banking/Mobile	\$10	5% of amount

Please be advised that prior to utilizing the Credit Union's Incoming Loan Payment process, members will be asked to fully read and consent to the Credit Union's Incoming Loan Payment Terms and Conditions.